

.05

Utah's Experiment in Saving Lives

Tyson Skeen

801-391-9667

tskeen@agutah.gov

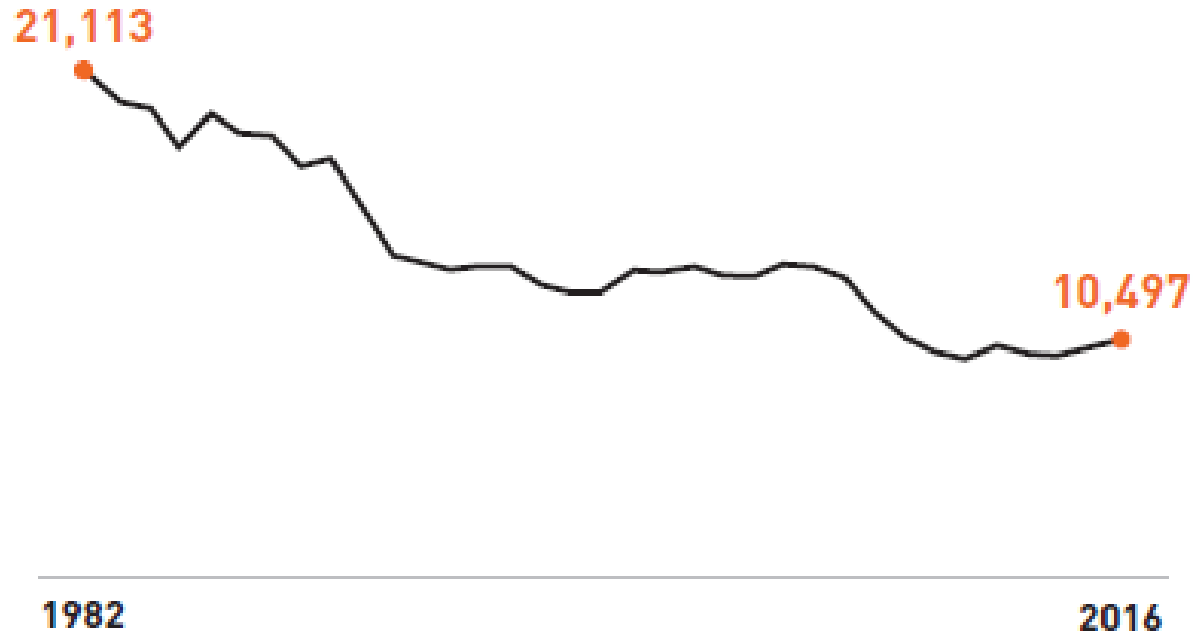
Sgt Jared Cornia

801-783-6671

jcornia@utah.gov



Alcohol-Impaired Driving Fatalities in the United States, 1982-2016



Number of Fatalities

The plateauing fatality rates indicate that progress has stagnated and even reversed.

One person every 49 minutes

Costs \$121.5 billion

Crash Facts

- 14 independent studies showed between 5-16% reduction in alcohol related crashes when we went from .10 to .08
- Crash risk is between 4 to 10 times higher for drivers with BACs between .05 and .07
- Predictions are that we could reduce alcohol-related crashes between 5-10% by reducing from .08 to .05 nationwide
- Approximately 1,800 fatal alcohol-impaired crashes involved driver under .08 (2015)



Impairment Begins Well Below .08

Effects at .02

- Decline in visual function
- Decline in ability to perform two tasks at same time (divided attention tasks)



Effects at .05


- Reduced coordination
- Reduced ability to track moving objects
- Difficulty steering
- Reduced response to emergency driving situations

Not a New Idea – Even for Us!



This skier spends up to \$15K to bring his family to Utah for Christmas. He says with the new tough drunken driving law, he won't be back next year.

- f
- 🐦
- ✉
- 🖨
- 💬 163



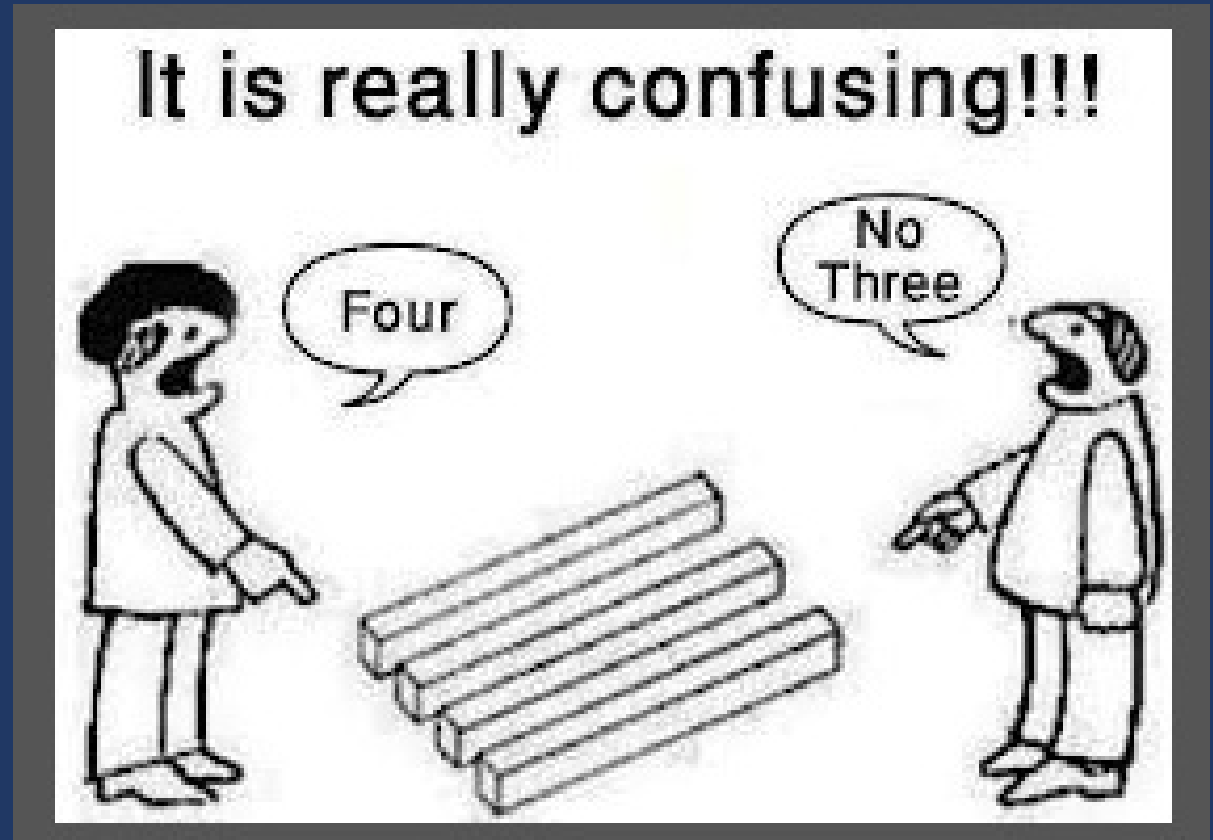
Waiting for bc-pdx.springserve.net...

“It’s an incentive not to come here. If I have to choose between possibly getting a DUI and going to another state, I’m going to another state. It’s too risky.”

-Traveler who claims he brings his family to Utah every year for Christmas, but now wants to go to another state instead.

“It’s not worth it. You are now a criminal for having a beer at dinner or a glass of wine.”

“It’s draconian, it’s fascist, it’s culty.”

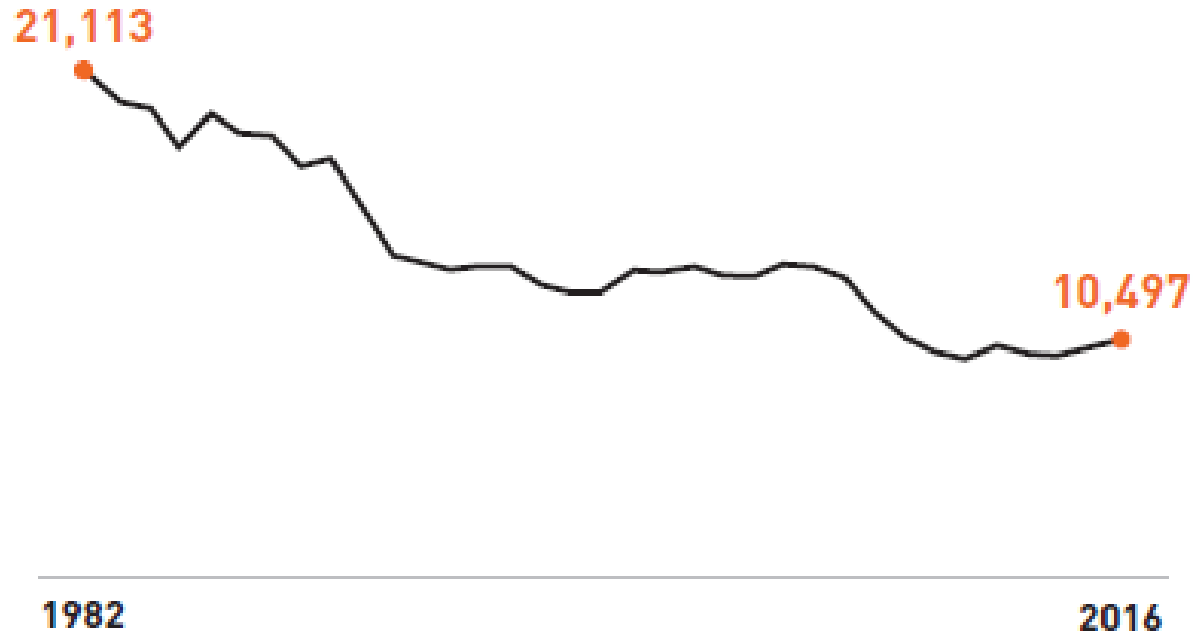


Cultural Change

NEXT EXIT



Alcohol-Impaired Driving Fatalities in the United States, 1982-2016



Number of Fatalities

The plateauing fatality rates indicate that progress has stagnated and even reversed.

One person every 49 minutes

Costs \$121.5 billion

.05 Myths



Myth 1: SFSTs are not validated at .05

We have studied this, even if it has not been “validated” yet

- Colorado 1995
- San Diego 1998



Myth 1:



No validation until it is needed across the board

- 1997 was NHTSA's Florida validation study regarding .08 BAC
- 15 states had already adopted .08 per se level

Utah Experiment:

- Utilizing wet labs to evaluate participants near .05 BAC
- Experienced SFST instructors conducting tests

Myth 2: We will only punish “responsible
drinkers”

FALSE!

Myth 2: We will only punish “responsible drinkers”

- People are impaired at .05
 - Crash risk goes up (4-10 times by the time you hit .08 BAC)
 - It is not “responsible” to drink and drive at all
-
- Colorado study showed it is more likely that an officer will “incorrectly” let someone go than to “incorrectly” arrest a non-impaired driver

Myth 3: The focus will change from those that are most dangerous to lower levels

- Training for law enforcement will remain the same
 - LOOK FOR IMPAIRED DRIVERS!
 - We are not looking for a number, we're looking for impairment
- Impaired is impaired
 - What about other substances?



Myth 3: The focus will change from those that are most dangerous to lower levels

- Average DUI arrest in Utah is approximately .15
- Need to quit talking about a “legal limit”
 - Culture change is most important part of this policy change
 - No way to arrest our way out of this problem



Myth 3: The focus will change from those that are most dangerous to lower levels

Arrest Comparison BAC .05-.079

2018: 233	2.2% of DUI arrests
2019: 370	3.7% of DUI arrests
2020: 488	4.6% of DUI arrests
2021: 387	3.6% of DUI arrests
2022: 320	3.1% of DUI arrests



Myth 4: We will fill our courts with extra DUI cases

We are basically maxed out

2014: 10,901

2015: 10,802

2016: 10,755

2017: 10,762

2018: 10,383

2019: 9,995

2020: 10,532

2021: 10,619

The “Why?”



2014 - 45

2015 - 37

2016 - 36

2017 - 36

2018 - 48

2019 - 19

2020 - 46

Law Enforcement Perspective

Sgt. Jared Cornia
Utah Highway Patrol



Questions?

Tyson Skeen

801-391-9667

tskeen@agutah.gov



Sgt Jared Cornia

801-783-6671

jcornia@utah.gov



The Disclaimer

Certain materials contained in this presentation are included under the fair use copyright exemption of 17 U.S.C. 107. This presentation has been prepared according to the multimedia fair use guidelines. These materials are restricted from further duplication, distribution or use.