














Ramsey County Sheriff's Office
Jack Serier, Sheriff

Anatomy for Building a Positive Traffic Stop

TZD Conference
October 26, 2017

RAMSEY COUNTY TRAFFIC SAFETY INITIATIVE

Maplewood Police Dept. 	Mounds View Police Dept. 	New Brighton Police Dept. 
North St. Paul Police Dept. 	Ramsey Co. Sheriff's Office 	Roseville Police Dept. 
St. Anthony Police Dept. 	St. Paul Police Department 	White Bear Lake Police Dept. 
 Minnesota State Patrol 		



2017-2018 Grant Award

The Ramsey County Sheriff's Office was awarded **\$576,375.00** for the TZD (Toward Zero Deaths) Enforcement Grant for the Federal Fiscal Year 2018 from October 1, 2017 to September 30, 2018.

Participating agencies:

- Maplewood Police
- Minnesota State Patrol
- Mounds View Police
- New Brighton Police
- North St. Paul Police
- Ramsey County Sheriff
- Roseville Police
- Saint Anthony Police
- Saint Paul Police
- White Bear Lake Police



Hi-Viz DWI Saturations





Anatomy for Building a Positive Traffic Stop

- **Respectful**
 - **Efficient**
 - **Safe**
 - **Lawful**
 - **Purposeful**
-



Three purposes for a traffic stop:

- Stop a violation of law for public safety
 - Serve as a general deterrent to other drivers
 - Modify the driver's future driving behavior
-



Traffic Stops - "Bread and Butter" of Police Work

- **Location, Location, Location – pick your stop location**
 - **Communication – broadcast your stop**
 - **Wall of Light – use all your lights**
 - **Passenger Side Approach – daytime and night time**
 - **Have an Escape Route**
 - **Control Occupant Movement**
 - **Maintain Situational Awareness**
-



S.O.F.T. Approach

- Smile - A routine grimace or a hard-line approach may frighten some drivers and occupants. A sincere smile doesn't make you less authoritative.
 - Open - Talk with your hands and facial expressions. Nod to show you are hearing what the driver is saying.
 - Focus - Make the driver and occupants the center of your attention. Look at occupants in their eyes without staring, as it may be particularly offensive to certain cultures.
 - Tone - Be sincere, avoid sarcasm, speak calmly and clearly.
-



Driver Satisfaction in Traffic Stops

- Officer introduced him/herself
 - Officer explained the reason for the stop
 - Officer listened to my excuse and verbally empathized
 - Officer explained options for handling the citation
 - Officer answered my questions
 - Officer helped me merge back into traffic
 - Officer was courteous, polite and businesslike
 - Officer was fair
 - Officer called me "sir" or "ma'am" or by last name (i.e., "Mr. Smith")
-



Decreased Satisfaction in Traffic Stops

- Officer yelled or spoke in an angry tone
 - Officer was sarcastic
 - Officer called driver by first name
 - Officer called driver a slang term (i.e., “dude” or “bro”)
 - Officer remained mostly silent
 - Driver received a citation
-







An Elected Office of
RAMSEY COUNTY



Ramsey County Sheriff's Office

Jack Serier, Sheriff

Commander Kevin Otto
Kevin.otto@co.ramsey.mn.us

c) 651-248-2427

Thank You!