

Resources for Teen Drivers & Parents

Crystal Hoepner

TZD Safe Roads Coordinator

Resources for Teen Drivers & Parents

- Douglas County Teen + Parent Program
- Safe Vehicles for Teens
 - Insurance Institute for Highway Safety
- Beyond the Driving Test
 - Michelin's Tire Safety
- MN Tire Safety Materials
- "Teen Driver"
 - 2016 Chevy Malibu



Fatal crash rate per mile driven for 16- to 19-year-olds is nearly three times the rate for drivers ages 20 and over. *Insurance Institute for Highway Safety*

Douglas County Teen + Parent Program



facebook.com/dcsafecommunities



twitter.com/DCSafeComm

Safe Vehicles for Teens

IIHS national survey of parents of teenage drivers, May 2014

- 83% of newly purchased vehicles were used
- 57% of teenagers drove a vehicle already owned by family
- \$9,751 average price of vehicle purchased when teenager started driving or later

www.iihs.org/iihs/ratings/vehicles-for-teens



Choosing the best vehicle for your teen

IIHS is known for its ratings of new vehicles, but for many families, a [2016 TOP SAFETY PICK](#) or [TOP SAFETY PICK+](#) isn't in the budget for a teen's vehicle. In a national phone survey conducted for IIHS of parents of teen drivers, 83 percent of those who bought a vehicle for their teenagers said they bought it used ([see background research](#)).

With that reality in mind, the Institute has compiled a list of affordable used vehicles that meet important safety criteria for teen drivers. There are two tiers of recommended vehicles, best choices and good choices. Prices range from about \$3,000 to nearly \$20,000, so parents can buy the most safety for their money, whatever their budget.

Defining safety

The recommendations are guided by four main principles:

- ▶ **Young drivers should stay away from high horsepower.** More powerful engines can tempt them to test the limits.
- ▶ **Bigger, heavier vehicles are safer.** They protect better in a crash, and HLDI analyses of insurance data show that teen drivers are less likely to crash them in the first place. There are no minicars or small cars on the recommended list. Small SUVs are included because their weight is similar to that of a midsize car.
- ▶ **Electronic stability control (ESC) is a must.** This [feature](#), which helps a driver maintain control of the vehicle on curves and slippery roads, reduces risk on a level comparable to safety belts.
- ▶ **Vehicles should have the best safety ratings possible.** At a minimum, that means good ratings in the IIHS moderate overlap front test, acceptable ratings in the IIHS side crash test and four or five stars from the [National Highway Traffic Safety Administration \(NHTSA\)](#).

Defining Safety

Recommendations:

- Young drivers should stay away from high horsepower.
- Bigger, heavier vehicles are safer.
- Electronic stability control (ESC) is a must.
- Vehicles should have the best safety ratings possible.

BEST USED VEHICLE CHOICES FOR TEENS

Vehicles on this list earn good ratings in the IIHS moderate overlap front, side, roof strength and head restraint tests. If rated by NHTSA, they earn 4 or 5 stars overall or 4 or 5 stars in the front and side tests under the old rating scheme. All come with standard ESC.

All listed vehicles start under \$20,000. Prices, rounded to the nearest \$100, were taken from [Kelley Blue Book](#) on Sept. 1, 2015, for the lowest trim level and earliest applicable model year based on the following criteria: vehicle in good condition, typical mileage and private party purchase in Arlington, Va.

LARGE CARS	MODEL YEARS	PRICE
Volvo S80	2007 and newer	\$5,800
Ford Taurus	2010 and newer	\$10,900
Buick LaCrosse	2010 and newer	\$11,300
Buick Regal	2011 and newer	\$11,500
Lincoln MKS	2009 and newer	\$12,300
Toyota Avalon	2011 and newer	\$15,700
Hyundai Azera	2012 and newer	\$16,800
Mercedes-Benz E-Class sedan and coupe	2010 and newer	\$19,000
Infiniti M37/M56/Q70	2011 and newer	\$19,900
MIDSIZE CARS	MODEL YEARS	PRICE
Volkswagen Jetta sedan and wagon	2009 and newer	\$5,600
Volvo C30	2008 and newer	\$7,000
Volkswagen Passat sedan	2009 and newer	\$7,300
Ford Fusion	2010 and newer; built after April 2010; 2010 Fusions built before May meet "good choice" criteria	\$7,400
Mercury Milan	2010-11; built after April 2010; 2010 Milans built before May meet "good choice" criteria	\$7,400
Chrysler 200 sedan	2011 and newer	\$8,000
Chevrolet Malibu	2010 and newer; built after November 2009	\$8,200
Volkswagen CC	2009 and newer	\$8,300
Audi A3	2008 and newer	\$8,400
Dodge Avenger	2011 and newer	\$8,900
Subaru Legacy	2010 and newer	\$9,300
Hyundai Sonata	2011 and newer	\$9,900
Lincoln MKZ	2010 and newer; built after April 2010	\$10,000
Kia Optima	2011 and newer	\$10,200
Audi A4 sedan	2009 and newer	\$10,800
Honda Accord sedan and coupe	sedan 2012 and newer; coupe 2013 and newer	\$10,900

Michelin's Beyond the Driving Test

https://youtu.be/jg_iJHVYzIE



BEYOND THE DRIVING TEST

ONLY 38% OF PARENTS CONSIDER THEMSELVES TO BE EXTREMELY KNOWLEDGEABLE ABOUT TIRE MAINTENANCE.

Automobile accidents are the No. 1 killer of teens in the U.S., with more than 2,600 deaths each year. What's more, of the 2.2 million accidents per year among inexperienced drivers, 12% can be attributed to tire-related issues, such as insufficient tread or pressure. Even so, few driver's education programs offer instruction of tire maintenance and tire safety.



AUTOMOBILE ACCIDENTS ARE THE NO. 1 KILLER OF TEENS IN AMERICA.



2,614

^[1]TEEN DRIVERS INVOLVED IN FATAL CRASHES IN 2013



1,000,000

^[2]TEEN DRIVERS WERE INVOLVED IN CRASHES IN 2013




^[3]OF CRASHES AMONG INEXPERIENCED DRIVERS ARE TIRE RELATED

ROAD READINESS

GLOVE BOX GUIDE

When it comes to road safety, you can't control other drivers or road conditions, but one thing you can control is proper maintenance of your vehicle and tires. To help you remember what to check and when, Michelin and the FIA have put together five simple tips to help you stay safe on the road. Keep this handy tip sheet in your glove box so you can refer to it when you need it!



AT LEAST ONCE A MONTH:



1 | CHECK YOUR TIRE TREAD

- Hold a penny with Abraham Lincoln's body between your thumb and forefinger
- Place Lincoln's head first into the deepest-looking groove
- Can you see all of his head? If yes, your tires are too worn – don't drive on them and get them replaced



2 | CHECK YOUR TIRE PRESSURE

- Buy a tire pressure gauge, if you don't have one already
- Open your car door and on the inside jamb you should see a sticker - take a picture on your smartphone of the number that says "PSI" (the measurement for tire pressure)
- Use the pressure gauge to check your tires (make sure you check when they are cold)
- Compare the number on the gauge to the number you wrote down. If above, let air out of your tires. If below, inflate until the numbers match



3 | CHECK YOUR BRAKE LIGHTS

- Turn on your car
- Have a friend or parent stand behind the car
- Step on the brake pedal
- Does your friend see both lights? If not, you should replace the bulb or fuse. If you don't know how, get a professional to do it



4 | CHECK YOUR WINDSHIELD WIPERS

- Windshield wiper blades need to be replaced periodically to ensure optimum visibility
- Replace them at least yearly if you live in a sunny/hot or cold region, and twice a year if you live in a dusty or dry region
- Clean wiper blades periodically with rag or alcohol wipe to maintain their performance

5 | CHECK YOUR FLUIDS



OIL

- Open the hood of your car
- Find the oil dipstick, remove it and wipe it down with a rag or paper towel
- Put back the dipstick – make sure you push it in as far as it will go
- Pull out the dipstick again – if the film of oil does not reach the markings, add more oil
- Check your driver's manual to see how often you should replace your oil



COOLANT

- Open the hood of your car
- Find the coolant tank– this is usually next to the radiator
- If the coolant doesn't reach the "minimum" fill line, fill it with a coolant/water solution (the ratio for this will be in your car's driver manual)

WARNING:

Never open the radiator cap on a hot car!
Wait until the car has cooled down first.

MY EMERGENCY CALL LIST

Emergency roadside service company/provider:

Automotive insurance emergency hotline:

Preferred automotive service or mechanic:

Friends and family:

ARE YOUR TIRES SAFE?

Minnesota motorists are killed and injured every winter driving on worn or under-inflated tires that don't provide proper traction.

Check the condition of your tires regularly. It's one of the best things you can do to protect yourself, your loved ones and other motorists.

The chart below shows the stopping distances for a vehicle with good tires. Imagine how long it would take to stop on slick roads with worn tires...

	Speed	Minimum Reaction Distance	Braking Distance	Overall Stopping Distance
Dry Roads	60 MPH	60 feet	180 feet	240 feet
Wet Roads	60 MPH	60 feet	360 feet	420 feet
Icy Roads	60 MPH	60 feet	2340 feet	up to 2400 feet

For more information minnesotatzd.org



ARE YOUR TIRES SAFE? This one isn't.



This is one of four, nearly-bald tires that a Minnesota motorist had on her car when she lost control on a snow-covered highway and crashed into another vehicle. The person she hit was killed.

The woman was convicted of vehicular manslaughter.

It's against the law to drive a vehicle with unsafe tires. Check the condition of your tires regularly. It's one of the best things you can do to protect yourself, your loved ones and other motorists.

This tire has almost no tread depth.

- Check for cuts, bulges and exposed ply or cord. These conditions can cause blowouts.
- Check tread depth. Tires with a tread depth of one-sixteenth of an inch or less are unsafe. Place a penny head first into the tread grooves. If you see the top of Lincoln's head, you need new tires.
- Check tire pressure with a tire gauge. Tires can be as much as 50 percent under-inflated before it is visibly noticeable.

For more information minnesotatzd.org

Bad Weather Bad Tires



Bad Idea!

Minnesota motorists are killed and injured every winter driving on worn or under-inflated tires that don't provide proper traction.

New tires are costly...
but worn or under-inflated tires could cost you your life.

For more information: minnesotatzd.org



**Sliding down
hills is fun!**



**Sliding down
highways
isn't.**



ARE YOUR TIRES SAFE?

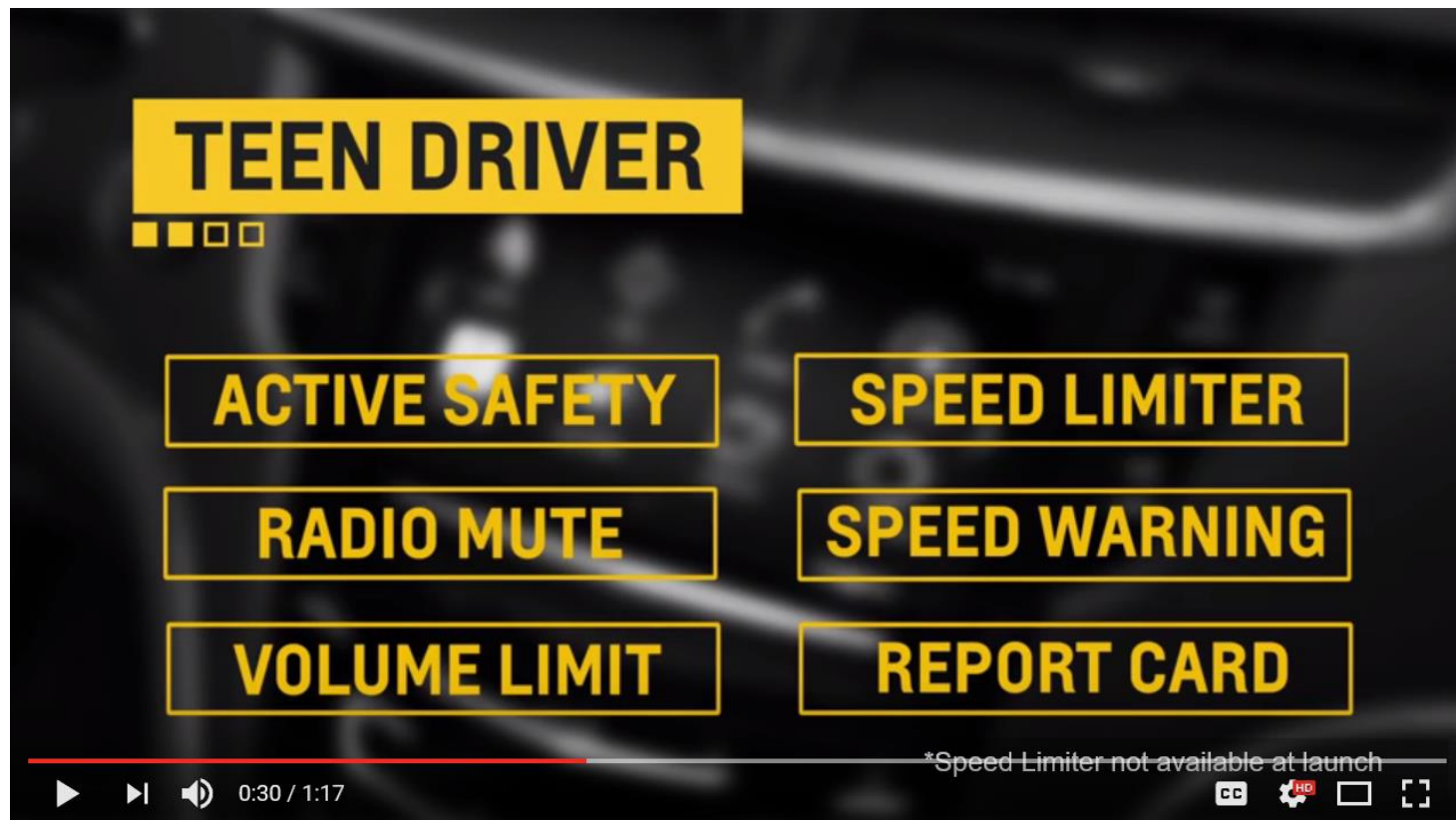
New tires are costly...
but worn or under-inflated tires could cost you your life.

For more information: minnesotatzd.org



“Teen Driver” 2016 Chevy Malibu

<https://youtu.be/jXsgcP2dexE>



A Hands-On Teaching Tool

Teen Driver has a number of safety features, from muting audio until front seat occupants are buckled, to automatically turning on available active safety technologies like Side Blind Zone Alert, Forward Collision Alert and Front Automatic Braking. The in-vehicle report card shows how your teen performs behind the wheel so you can identify potential problem areas and coach your new driver on improvements.




Custom Alerts

Set audible and visual warnings when the vehicle is traveling over a preselected speed.



⚠ OVERSPEED



CUSTOM ALERTS



SPEED LIMIT



AUDIO LIMIT



DISTANCE DRIVEN

Leading the Competition

To encourage safer driving habits, Chevy is the only car company to offer Teen Driver technology with an in-vehicle report on most of its models.



2016 MALIBU



2017 CAMARO



2017 CRUZE



2017 MALIBU



2017 SILVERADO 1500



2017 VOLT

Handing the KEYS over to teen drivers...let's coach them to be safe drivers



Crystal Hoepner

Horizon Public Health/Douglas County Safe Communities Coalition

320-762-3054

crystalh@horizonph.org